

Distributor Layer

This section provides instructions for Distributors on how to navigate the Distributor Layer of Simplynatural.global.

Distributor Layer:

Purpose:

The Distributor Layer is a platform designed to help Distributors monitor and manage their online sales in simplynatural.global. Each Distributor receives a personal link, which they can share this with their local hairdressers to drive traffic to simplynatural.global online shop. All sales and related data are automatically tracked through this unique link.

Getting Started:

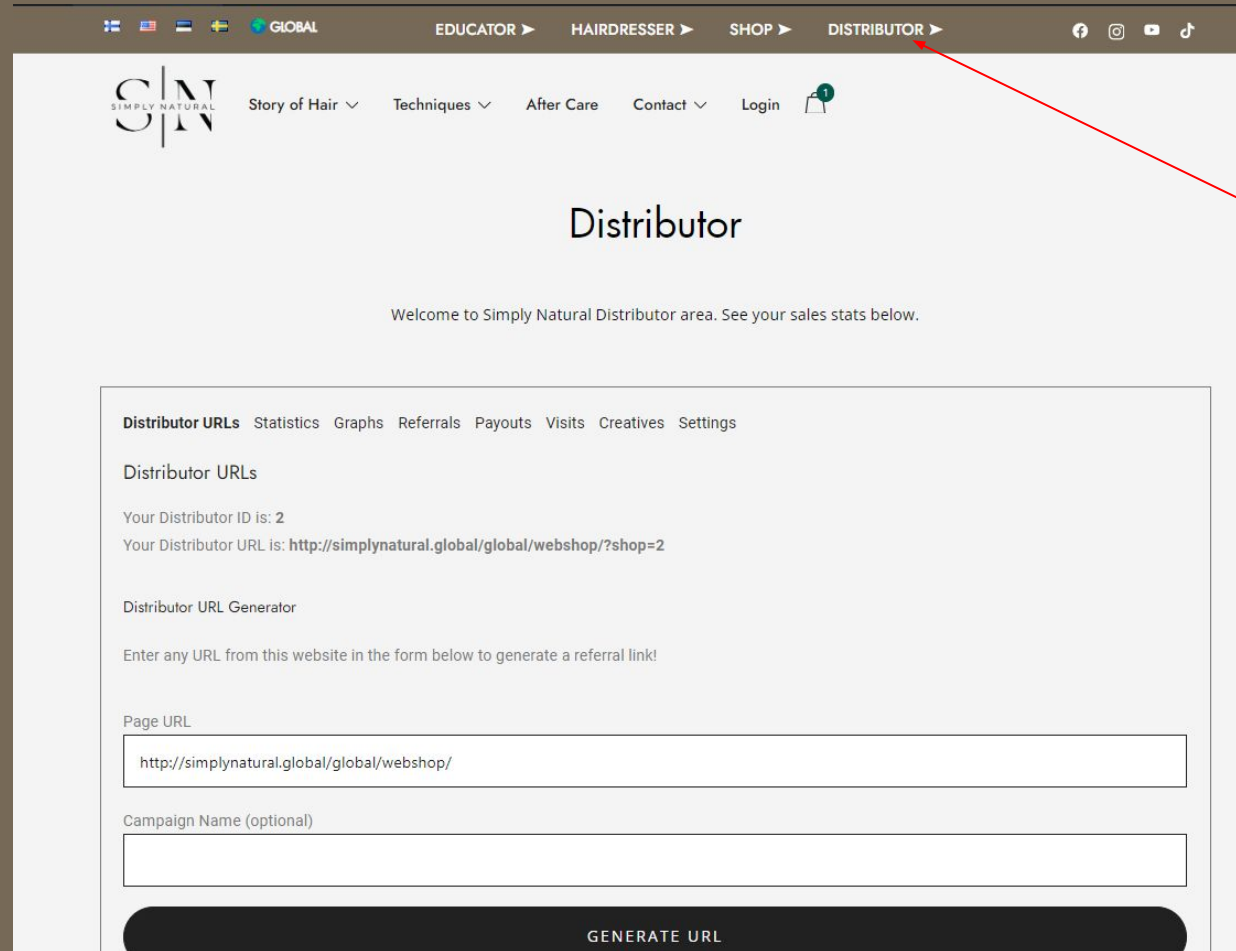
Distributors can easily access the Distributor Layer by navigating to the appropriate section on the SimplyNatural.global website. Once logged in, distributors will have access to a dashboard that provides key metrics and tools to optimize their sales efforts.

Key Features:

- **Personalized Links:** Each distributor is assigned a unique link that tracks sales and referral data.
- **Campaign Tools:** Distributors can create specific campaigns to target different markets and measure their performance.
- **Detailed Analytics:** The platform provides statistics and reports to help distributors analyze their sales performance.

Distributor Layer

1. Access the Distributor Layer by clicking on Distributor link at the top

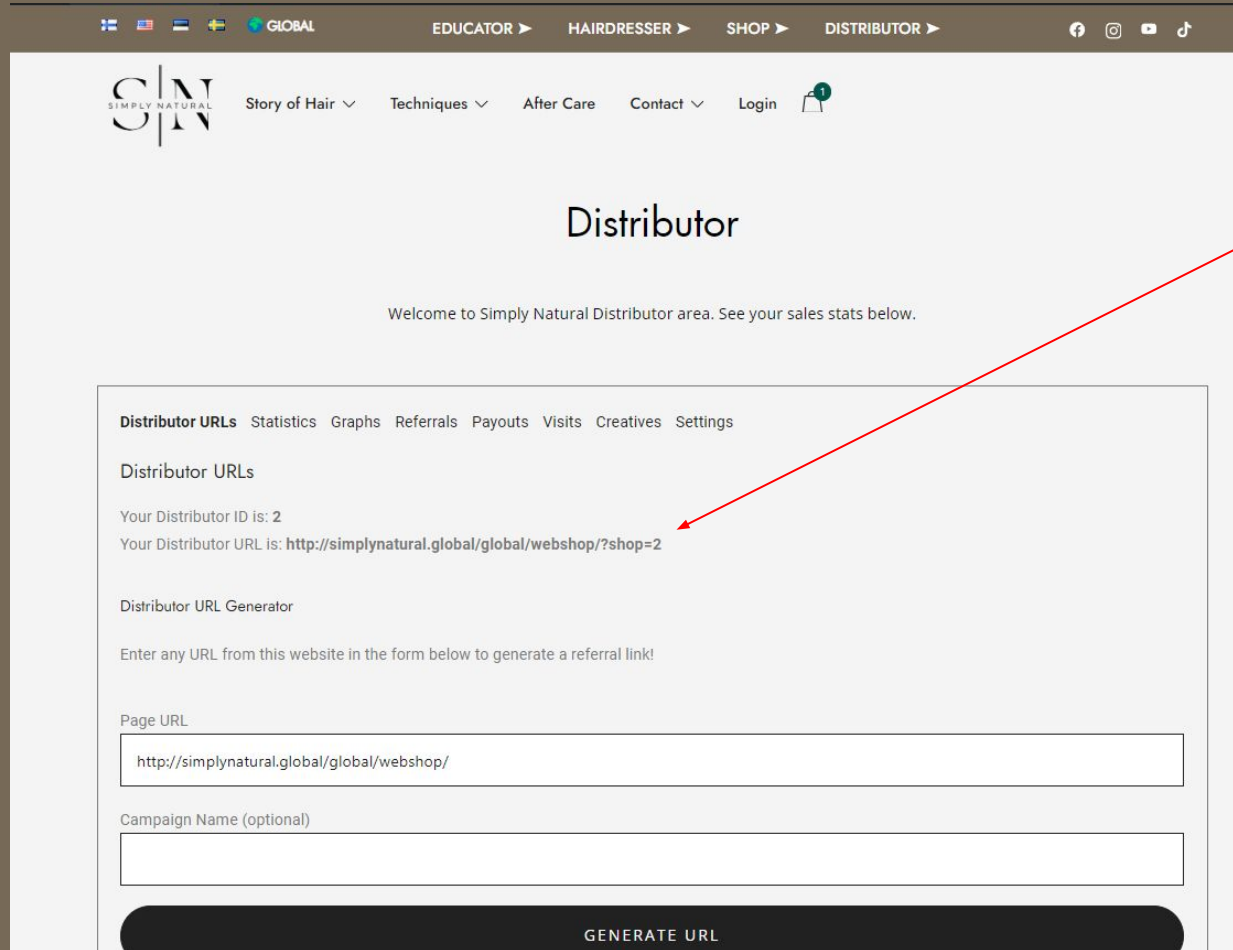


Navigate to the Distributor section by clicking on the appropriate link on top.

If this section is not visible, please make sure you are a Distributor for Simply Natural and would like to send Hair Dressers to the simplynatural.global online store.

Distributor Layer

2. Dashboard view shows the Distributor URL.



The screenshot shows the 'Distributor' dashboard. At the top, there are navigation links for 'EDUCATOR', 'HAIRDRESSER', 'SHOP', and 'DISTRIBUTOR'. The 'DISTRIBUTOR' link is active. Below the navigation, the page title is 'Distributor'. A welcome message reads: 'Welcome to Simply Natural Distributor area. See your sales stats below.' The main content area has a sub-navigation menu with 'Distributor URLs' selected. Under 'Distributor URLs', it displays: 'Your Distributor ID is: 2' and 'Your Distributor URL is: <http://simplynatural.global/global/webshop/?shop=2>'. Below this is a 'Distributor URL Generator' section with the instruction: 'Enter any URL from this website in the form below to generate a referral link!'. The form has a 'Page URL' field containing 'http://simplynatural.global/global/webshop/' and a 'Campaign Name (optional)' field. A 'GENERATE URL' button is at the bottom.

The dashboard displays your personal Distributor link, which ends with ?shop=x. Here, 'x' represents your distributor number, ensuring each distributor's link is unique.

This link can be shared to all your Hair Dressers in your network / country.

Distributor Layer

3. Dashboard view shows the Distributor URL.

Distributor URLs [Statistics](#) [Graphs](#) [Referrals](#) [Payouts](#) [Visits](#) [Creatives](#) [Settings](#)


Distributor URLs

Your Distributor ID is: 2
 Your Distributor URL is: <http://simplynatural.global/global/webshop/?shop=2>

Distributor URL Generator


Enter any URL from this website in the form below to generate a referral link!

Page URL

Campaign Name (optional) 

Distributor URL

(now copy this referral link and share it anywhere)

GENERATE URL 

You can generate customized campaign links by entering a campaign name and clicking 'GENERATE URL'.

This feature is useful for comparing performance. An example is using a separate link for different cities or regions. There are no limits to how many campaign links you want to create.

Distributor Layer

4. The Statistics section provides detailed insights into your sales and distributor performance, allowing you to monitor trends and analyze your progress over time.

Statistics

Unpaid Referrals	Paid Referrals	Visits	Conversion Rate
0	0	0	0%

Unpaid Earnings	Paid Earnings	Commission Rate
\$0.00	\$0.00	20%

Campaign	Visits	Unique Links	Converted	Conversion Rate
You have no referrals or visits that included a campaign name.				

Distributor Layer

5. This section displays a graphical representation of your referral earnings, helping you track income generated through your distributor efforts.



Distributor section

6. The Referrals section lists all the referrals made through your distributor link, giving you a clear view of your network and its growth.

Distributor URLs Statistics Graphs **Referrals** Payouts Visits Creatives Settings

Referrals

Reference	Amount	Description	Status	Date
You have not made any referrals yet.				

Distributor Layer

7. This section provides data on the number of visits your distributor link has received, helping you gauge the effectiveness of your promotional efforts.

[Distributor URLs](#)
[Statistics](#)
[Graphs](#)
[Referrals](#)
[Payouts](#)
[Visits](#)
[Creatives](#)
[Settings](#)

Referral URL Visits

URL	Referring URL	Converted	Date
You have not received any visits yet.			

Distributor section

8. The Settings section allows you to enable notifications for new referrals. This ensures you stay informed about any new activity related to your distributor efforts.

Distributors Area

[Distributor URLs](#) [Statistics](#) [Graphs](#) [Referrals](#) [Payouts](#) [Visits](#) [Creatives](#) **[Settings](#)**

Profile Settings

Your Payment Email

fadi@ghocon.com

Notification Settings

Enable New Referral Notifications

SAVE PROFILE SETTINGS